

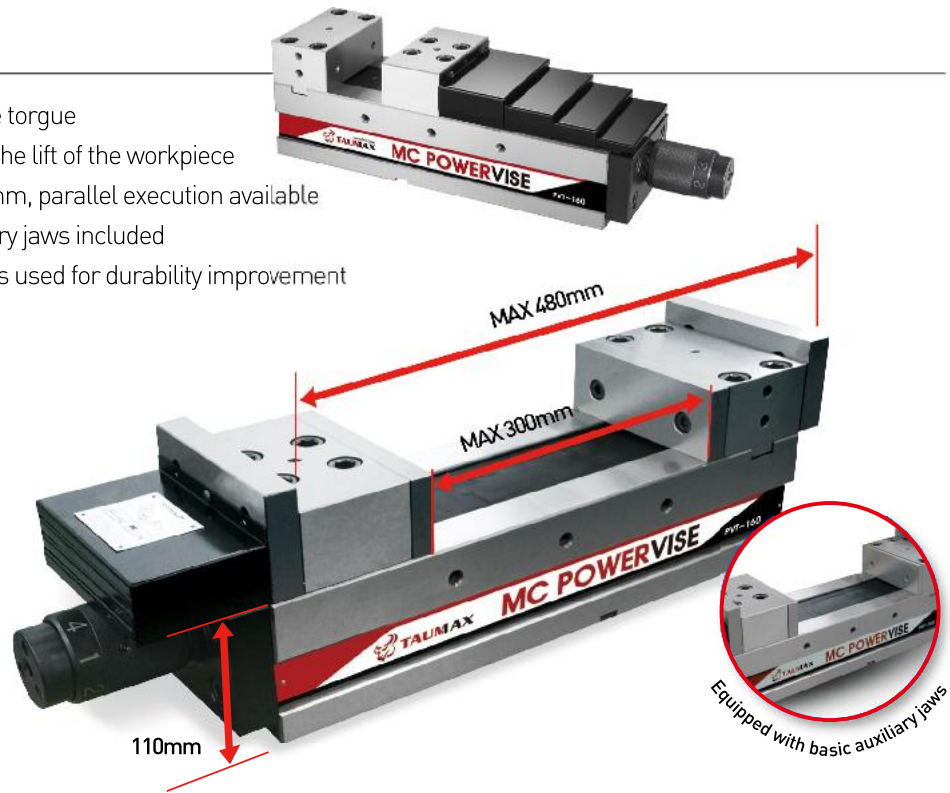
Power Vise (PVT) MC POWER VISE - PVT

Characteristic


- Applied with adjustable torque
- Designed to minimize the lift of the workpiece
- Height tolerance 0.01mm, parallel execution available
- In(18T)/Out(23T) auxiliary jaws included
- High stiffness materials used for durability improvement

PVT

Max. Opening (based on 6")



How to Use



- ① Mount the handle(Ratchet handle) before
- ② Pull the knob to adjust the gripping force towards the handle
- ③ Set the gripping force by turning the gripping force adjusting knob from side to side.

Gripping Force

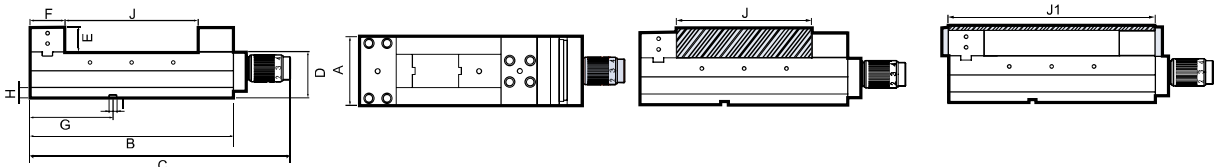
(Unit: kgf)

Gripping Force	Standard	PVT-100	PVT-130	PVT-160	PVT-200
1 st		1,000	1,500	2,000	2,500
2 nd		2,000	2,500	3,000	3,500
3 rd		3,000	3,500	4,000	4,500
4 th		3,500	4,500	5,000	5,500

Basic Components

Handle	Ratchet Handle	Auxiliary Jaws	Accessory

※ The In / Out auxiliary jaws used in PVT & PVTM have the same specifications.



Model No.	A	B	C	D	E	F	G	H	I	J	J1	Gripping force(Kgf)	Kg
PVT-100	100	310	442	85	50	75	110	25	18	150	300	3,500	29
PVT-130	130	410	542	100	55	80	135	25	18	240	400	4,500	46
PVT-160	160	490	622	110	60	85	200	25	18	300	480	5,000	68
PVT-200	200	530	662	110	60	85	220	25	18	350	520	5,000	91

(mm)